

# Your Partner in Play!



**Sales Brochure**

**FunPlay™  
and FitForms™  
Structures . . . . . 1**

**Freestanding  
Play . . . . . 16**

**Net Climbers . . . . . 19**

**Surfacing/  
Installation . . . . . 20**

**FunTimbers™ . . . . . 21**

**Dog Parks . . . . . 23**

**Shade/Shelter . . . . 26**

**Site Amenities . . . . 28**

**A Company History**

Thank you for taking a moment to review our sales brochure. This catalog includes many new and exciting products for your park and playground needs. Started in 1995 by two playground representatives, Childforms® was founded on the principle that by offering quality products at a fair price, with excellent customer service, we could set ourselves apart within the playground industry. Twenty plus years later Childforms® can now provide everything needed to complete the playground of your dreams. While we continue to grow we stay true to those founding principles of offering the highest quality products at a fair price, and provide unparalleled customer service as well as a loyalty rewards program second to none.

In 2010, Childforms® proudly introduced our new 120,000 square foot operations facility to better accommodate our growth and product offerings. Childforms® offers a variety of color combinations to meet our customers' needs. We also utilize the latest design techniques and CAD software to provide our customers with the highest quality visual tools to aid in their purchasing decision.

As always, the safety of children is first and foremost in the design and manufacturing of our products. With that in mind, our products contain no phthalates or other toxic substances. All Childforms® products are engineered to meet or exceed CPSC and ASTM guidelines and standards. Thank you again for your consideration of Childforms® products for your playground needs. Feel free to contact us with any questions or to find a local representative of our products. All products may be subject to minor design changes.








STR-35913

## Rocky Mount Playground Mooresville, North Carolina

Rocky Mount is the epitome of creativity. Musical flair and custom surfacing make this playground as unique and creative as the children enjoying the beautiful space. The tunnel slide, climbing activities, rock climbing, and swinging ensure every child is sure to have fun and excitement.



*Actual colors may vary.*

BROWSE OUR COMPLETE PRODUCT GALLERY AT [CHILDFORMS.COM](http://CHILDFORMS.COM) | 1



## QUICK SHIP

Childforms is now offering  
4 of our most popular  
playground structures as  
“QUICK SHIP” Structures.



### Quick Ship Playground 1



**STR-35172**  
Approx. Sq. Ft.: 344.0  
Use Zone: 19'-10" x 21'-8"  
Age Group: 2-12  
User Capacity: 20



### Quick Ship Playground 2

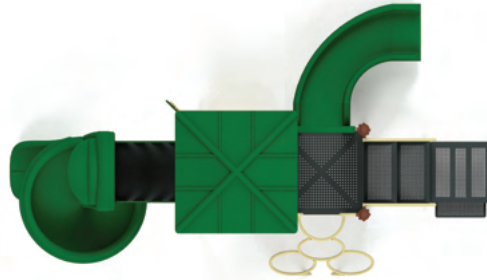


**STR-352279**  
Approx. Sq. Ft.: 497.0  
Use Zone: 21'-7" x 30'-3"  
Age Group: 2-12  
User Capacity: 35






## Quick Ship Playground 3



**STR-352280**  
Approx. Sq. Ft.: 474.0  
Use Zone: 21'-7" x 30'-3"  
Age Group: 2-12  
User Capacity: 40



## Quick Ship Playground 4



**STR-353213**  
Approx. Sq. Ft.: 758.0  
Use Zone: 29'-3" x 35'-4"  
Age Group: 2-12  
User Capacity: 50







After



STR-35215

## Summerfield Baptist Summerfield, North Carolina

This playground project combines shade and fun all year round. This project incorporates structure STR-35568-ST for ages 5-12, and STR-35215 for ages 2-5. Free standing sensory and musical panels are also a big hit for children who want to amp up the fun.



Before



age group  
**2-5**



## Summit

**STR-35130**

Approx. Sq. Ft.: 343.32

Use Zone: 18'-2" x 23'-8"

Age Group: 2-5

User Capacity: 20

## Minnie Me

**STR-352214**

Approx. Sq. Ft.: 495.0


Use Zone: 23'-11" x 28'-9"

Age Group: 2-5


User Capacity: 25



### Powder Coated Metal Colors



### Molded Plastic Colors



### Sandwich HDPE Panel Plastic Colors



Actual colors may vary.



age group  
**2-5**

## Totville

STR-352147

Approx. Sq. Ft.: 504.54

Use Zone: 22'-8" x 29'-6"

Age Group: 2-5

User Capacity: 25



## Linville

STR-352221

Approx. Sq. Ft.: 630.0

Use Zone: 25'-11" x 31'-3"

Age Group: 2-5

User Capacity: 35



## Alpine Crawler

STR-353161

Approx. Sq. Ft.: 717.0

Use Zone: 30'-5" x 33'-1"

Age Group: 2-5

User Capacity: 50







After

STR-35809

More details on page 8.



Before

# FunPlay™ Structures

age group  
**5-12**



## Kid Classic

**STR-353174**

Approx. Sq. Ft.: 565.0  
Use Zone: 26'-6" x 29'-5"  
Age Group: 5-12  
User Capacity: 34



## Patriot

**STR-354124**

Approx. Sq. Ft.: 810.0  
Use Zone: 36'-7" x 31'-4"  
Age Group: 5-12  
User Capacity: 55

## Great Escape

**STR-35809**

Approx. Sq. Ft.: 1369.0  
Use Zone: 35'-0" x 50'-8"  
Age Group: 5-12  
User Capacity: 100



## The Challenger

**STR-35571-ST**

Approx. Sq. Ft.: 1473.0  
Use Zone: 41'-2" x 44'-6"  
Age Group: 5-12  
User Capacity: 110



age group  
**5-12**

## Thunder Island

**STR-35911**

Approx. Sq. Ft.: 1191.0  
Use Zone: 30'-4" x 53'-5"  
Age Group: 5-12  
User Capacity: 110



## Net Portal


**STR-354162**

Approx. Sq. Ft.: 1320.0  
Use Zone: 37'-3" x 43'-7"  
Age Group: 5-12  
User Capacity: 60

## Sky Net

**STR-35576-ST**

Approx. Sq. Ft.: 1975.0  
Use Zone: 46'-6" x 61'-5"  
Age Group: 5-12  
User Capacity: 100



*Actual colors may vary.*

age group  
**2-12**



## Playtime Express

**STR-352206**

Approx. Sq. Ft.: 574.00

Use Zone: 25'-11" x 30'-5"

Age Group: 2-12

User Capacity: 37



## Kid Time

**STR-352220**

Approx. Sq. Ft.: 564.0

Use Zone: 27'-0" x 25'-8"

Age Group: 2-12

User Capacity: 40



## Fun-n-The Sun

**STR-352228**

Approx. Sq. Ft.: 552.0

Use Zone: 24'-3" x 30'-9"

Age Group: 2-12

User Capacity: 35



age group  
**2-12**

## High Tower

**STR-352196**

Approx. Sq. Ft.: 584.21  
Use Zone: 23'-8" x 32'-8"  
Age Group: 2-12  
User Capacity: 34



## Breeze

**STR-35471-ST**

Approx. Sq. Ft.: 745.02  
Use Zone: 30'-11" x 35'-5"  
Age Group: 2-12  
User Capacity: 60

## FunPlay™ Fitness Structure

Childforms® FunPlay™ Fitness Structures offer a fun and unique way to promote physical fitness and enhance physical education. Our Fitness Structures help develop upper body strength and balance, and provides greater physical challenges than traditional play structures.



### Sky Walker

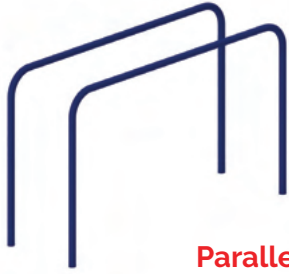
**STR-352245**  
Approx. Sq. Ft.: 1748.0  
Use Zone: 47'-11" x 47'-2"  
Age Group: 5-12  
User Capacity: 65

### Boot Camp

**STR-35410**  
Approx. Sq. Ft.: 810.68  
Use Zone: 27'-9" x 37'-7"  
Age Group: 5-12  
User Capacity: 33







## Parallel Bars

FIT-00100

Actual Size: 1'-5" x 5'-0"

## FitForms™

Childforms® FitForms™ products provide multi-purpose stationary fitness equipment for an active adult lifestyle. These products are versatile allowing limitless configurations and uses.



## Log Hop

FIT-00120

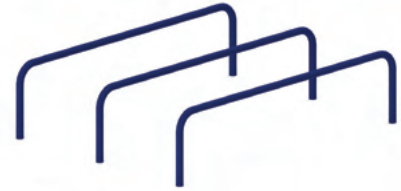
Actual Size: 6'-3" x 5'-5"



## Plyometric Box

FIT-00180

Actual Size: 1'-8" x 1'-8"



## Hurdles

FIT-00140

Actual Size: 4'-1" x 3'-1"



## Balance Board

FIT-00170

Actual Size: 1'-8" OD



## High Jump

FIT-00110

Actual Size: 0'-3" x 0'-4" x 12'-1"



## Pull-Up Bar

FIT-00150

Actual Size: 4'-5" x 0'-4"



## Multi-Gym

FIT-00190

Actual Size: 11'-3" x 6'-1"



## Push-Up Station

FIT-00130



Actual Size: 8'-4" x 0'-4"

## FitForms™ Packages

### Sweat Break

The Sweat Break Package is perfect for users wanting a full workout who might be short on time! This course addresses all 4 elements of fitness: aerobic, muscle fitness, balance/flexibility, and core.

Description: Parallel Bars, Log Hop (set of 3), Multi-Gym, Push-Up Station



### Full Body


The Full Body Package is great for any user at any fitness level to help them achieve their fitness goals! This course addresses all 4 elements of fitness: aerobic, muscle fitness, balance/flexibility, and core.

Description: Parallel Bars, Log Hop (set of 3), Pull-Up Bar, Plyometric Box, Push-Up Station, Hurdles

### Race Break

The Race Break Package brings the ultimate challenge! This course is perfect for the competitive user who wants to challenge themselves or others. This course addresses all 4 elements of fitness: aerobic, muscle fitness, balance/flexibility, and core.

Description: Hurdles, Overhead Horizontal Ladder (x2), Log Hop (set of 3), Plyometric Box, High Jump, Push-Up Station







STR-353183



## Astonia Davenport, Florida

The Astonia project includes STR-353183-SST for children ages 5-12 years old. It includes popular features like overhead climbers, and the alpine climbing wall for strength building. The sail shade provides protection from the sun while also adding visual appeal to the playground.



# Free Standing Play

*Visit our website for all available color schemes.*

## Free Standing Climbing Walls

The Bubble Climbing Walls provide a contemporary twist on free standing play. These climbers are a great way to provide hours of fun, while developing core muscles and motor skills. The free standing overhead horizontal ladder is a great addition to any playground area that offers upper body and core strength building.



### 2-Section Bubble Wall

**CLM-00016**

Overall Height: 7'-3"

Approximate Square Feet: 231.00

Actual Size: 8'-0" x 3'-3"

Use Zone: 20'-0" x 15'-3"



### Single Bubble Wall

**CLM-00018**

Overall Height: 7'-3"

Approximate Square Feet: 175.00

Actual Size: 4'-2" x 1'-9"

Use Zone: 16'-2" x 13'-9"



### Overhead Horizontal Ladder

**STR-35005-BN**

Approximate Square Feet: 263.83

Actual Size: 3'-5" x 7'-4"

Use Zone: 15'-5" x 19'-4"



## Swings

*Visit our website for details on all available styles.*

Childforms® swings are both affordable and easy to install. They are available in 5 different models: Single Post Swings, T-Swing, Arch Swings, Bi-Pod Swings and H-Swings. Most are available with either belt seats or full bucket seats. All swings are available in blue, green, red and brown to match our play structures. Don't forget our swing wear mats to reduce wear under each swing!

## Teeter Totter

Childforms® Teeter Totters are ideal for developing strength and coordination. Available in either a two seat or a four seat model, the teeter totter encourages cooperative play and is sure to be a favorite item on your playground.



### Four Seat Teeter Totter

**SPR-00014**

Actual Size 8'-2" x 8'-2"

Use Zone 20'-2" x 20' x 2"



## Spring Riders

The Single Seat FunRiders™ are fully enclosed assuring their safety for toddlers. Childforms® Spring Riders are constructed of heavy-duty, UV stabilized polyethylene, making them virtually indestructible and maintenance free; complete with powder coated, pinch free springs and all stainless steel hardware. The Double Seat FunRiders™ offer twice the play value with seats, steering wheels, and foot pegs for comfortable riding, while the Single Seat FunRiders™ are designed with the youngest drivers in mind.

The Large Action Vehicle FunRiders™ will accommodate up to 4 children that allows interactive social play with movement. The Large Action FunRiders™ are constructed out of heavy-duty UV stabilized polyethylene, making them virtually indestructible and maintenance free. The Large Action FunRiders™ include (4) pinch free springs and all stainless steel hardware. The decks and seats are constructed out of ChildTread™; our slip resistant all weather material. Recommended Ages 2-6



### Double Seat Funrider™

**SPR-00001**

Fire Truck

Actual Size: 3'-10" x 0'-10"

Use Zone: 15'-10" x 12'-10"

Weight: 75 lbs.



### Single Seat Funrider™

**SPR-00015**

Fundozer

Actual Size: 2'-8" x 1'-3"

Use Zone: 14'-8" x 13'-3"

Weight: 72 lbs.



### Large Action Funrider™

**SPR-00022**

Safari Vehicle

Actual Size: 6'-1" x 4'-1"

Use Zone: 18'-1" x 16'-1"



### Double Seat Spring Rider

**SPR-00007**

School Bus

Actual Size: 3'-10" x 0'-10"

Use Zone: 15'-10" x 12'-10"

Weight: 75 lbs



### Single Spring Rider

**SPR-00009**

Race Car

Actual Size: 2'-9" x 1'-3"

Use Zone: 14'-9" x 13'-3"

Weight: 72 lbs

# Free Standing Play


Visit our website for all available color schemes.



See website for more details.

## Natural Play Equipment

NatureROCKS play products are ideal park and playground pieces. Children are drawn to their natural look and to the limitless play opportunities they offer. In addition to having fun, children will develop balance, coordination and gross motor skills as they hop, walk and climb from stone to stump to log. Each piece is artfully designed to resemble real rocks and fallen trees with wood grain and bark finishes. They are constructed of durable glass fiber reinforced concrete. See website for information on appropriate age ranges.



Dark Gray Granite



Rust Sandstone

## Boulders

Add a dynamic and authentic climbing experience with climbing boulders, the most realistic climbing boulders on the market today.

The thoughtful design invites participation by a variety of ages and ability levels - from children to experienced adult rock climbers. Climbing is not only fun, but also encourages problem solving while developing strength, balance and endurance. In addition, climbing boulders are a great way to incorporate nature play into your playground or park.



# Net Climbers

Visit our website for all available options.

## Net Climbers

All net climbers are constructed from a six-strand steel core rope that is strong yet soft to the touch. Easy to climb and maintain, our net climbers will last for years in even the harshest outdoor environments.



### Mountaineer 4-4

**CLM-00050**

Actual Size: 18'-8" x 18'-8"

Use Zone: 30'-8" x 30'-8"

Age Group: 5-12



### Sierra 1 Climber

**CLM-00060**

Actual Size: 11'-8" x 11'-8"

Use Zone: 23'-8" x 23'-8"

Age Group: 5-12



### Volcano Climber

**CLM-00070**

Actual Size: 26'-3" x 26'-3"

Use Zone: 38'-3" x 38'-3"

Age Group: 5-12



More sizes available. See website for details.

Actual colors may vary.

BROWSE OUR COMPLETE PRODUCT GALLERY AT [CHILDFORMS.COM](http://CHILDFORMS.COM) | 19



# Surfacing / Installation



Engineered Wood Fiber



Loose Fill Rubber Mulch



Poured In Place Rubber - PIP



Shredded Bonded Rubber

## Surfacing

A Childforms® representative can help you choose the appropriate surfacing to meet your playground needs. Whether you're looking for a high end custom poured in place surface or the economy of an engineered wood fiber surface, Childforms® has the solution you need.

## Installation

We offer playground equipment sales, safety surfacing, border containment systems and installation services to meet all of your needs. All equipment sold and installed is specifically designed to meet or exceed all ASTM and CPSC guidelines. Our CPSI certified installers are insured specifically for playground installations. We are the answer for all of your playground installation needs and making the decision to work with us makes your project fast, easy and professional.

### Installation Services Provided:

- Playground equipment installation including structures, swings, free standing play and more
- Site amenities including picnic tables, benches, bike racks and free standing and integrated shades
- Certified playground safety surfacing including engineered wood fiber, shredded bonded rubber, poured-in-place (PIP) rubber, loose fill rubber and artificial grass
- Installation of free standing playground shades of all types and sizes
- Existing equipment removal and disposal
- Project planning and timeline coordination
- Full service installation is recommended for commercial play systems

Contact our sales professionals for all of your playground installation needs at 866-628-0727 and request a quote.





- RECYCLED PLASTIC
- PATENTED
- SNAP-IN-SPIKE
- 9" OR 12" HEIGHTS
- 10-YEAR LIMITED WARRANTY
- WEEP VENTS FOR DRAINAGE



## FunTimbers™

US Patent 6,418,675 B1

FunTimbers™ - Your answer to permanently maintaining safety surfacing. FunTimbers™ have rounded corners and no sharp edges, making them safe for any play area, and unlike untreated wood timbers, FunTimbers™ will never rot, decay, splinter or secrete poisonous arsenic.

### Economical

FunTimbers™ are the most cost-effective, easy-to-install surfacing containment system for your playground. FunTimbers™ are constructed of polyethylene and are extremely durable, yet lightweight, and require far less labor than the conventional wood timber. Once installed, FunTimbers™ are virtually maintenance-free. Our 4' length is easier to work with than 6' timbers. This allows for unlimited varieties of design, and requires only 1 spike for secure installation. Our patented snap-in spike enables the FunTimber™ and spike to ship as one unit, which saves you time and money on installation and prevents loss in shipment.

### 9" FunTimber™ and Spike

FTB-00003

Actual Size: 4' 4" L x 9" H x 3" W

Weight: 10 lbs.

65 per pallet

Contact your local rep for quantity discounts.



### 12" FunTimber™ and Spike

FTB-00001

Actual Size: 4' 4" L x 12" H x 4" W

Weight: 12 lbs.

40 per pallet

Contact your local rep for quantity discounts.



## FunTimbers™ Adjustable End Kit

US Patent 6,418,675,B1

Childforms® Adjustable End Kit contains (2) each Adjustable Ends and Filler Ends. By utilizing our Adjustable End Kit, you are able to modify our FunTimbers™ to a length less than 4' as needed. Example: one playground side is 38' long. To utilize our FunTimbers™, which are each 4' long, you would need (10) 4' FunTimbers™ and (1) Adjustable End Kit. You would then cut the tenth Funtimber™ to your exact length needed, and insert the Adjustable End and finish with the filler end. You get a clean, finished appearance which can be installed flush against existing walls, fences, etc...



## 12" Adjustable End Kit

ADJ-00001

2-Adjustable Ends and 2-Filler Ends

## 9" Adjustable End Kit

ADJ-00004

2-Adjustable Ends and 2-Filler Ends

## 6" Filler Ends

ADJ-00012

(used with 12" FunTimbers™)

6 Filler Ends per box

## 4.5" Filler Ends

ADJ-00009

(used with 9" FunTimbers™)

6 Filler Ends per box



## ADA/Wheelchair Accessible Ramp Systems

U.S. Patent 6,418,675 B1

Childforms® patented wheelchair accessible ramp system is both cost-effective and easy to install. Designed to be used with our Funtimber™ containment system; the ADA ramp provides convenient access to the playground and helps to establish a clear entry-exit point to your playground. Each ADA ramp system includes (1) mounting log and the necessary spikes for anchoring and takes the place of (1) Funtimber™ around your play area border. The full 8", 9" and 12" ADA/Wheelchair ramps include an entrance and exit ramp; while our flush mount ADA ramp contains an entrance only, and is designed to be used when connecting to an existing sidewalk.



### 8" & 9" ADA Ramp System

ADA-00008

order with 8" or 9" FunTimbers™



### 12" ADA Ramp System

ADA-00002

order with 8" or 9" FunTimbers™

### Flush Mount ADA Ramp

ADA-00005

works with either 8", 9" or 12" FunTimbers™





## Dog Parks

Childforms® Dog Parks are one of our newest product lines. We offer a full line of dog play elements to help dogs get exercise, obedience training, and develop their social skills with other canine and human friends. Multiple play elements can be assembled in any configuration to create a doggy obstacle course to promote balance, agility and fitness. Dog park elements are made with the same quality and high strength components as our playground products.

Any dog park equipment order  
of \$2,500 includes a  
**FREE DOG FIRE HYDRANT**



### Powder Coated Metal Colors



Blue



Green

### Sandwich HDPE Panel Plastic Colors



Red/White/Red



Blue/White/Blue



Green/Tan/Green



Tan/Green/Tan


# Dog Parks




**Dog Grooming Table**  
DOG-00015




**Dog Fire Hydrant**  
DOG-00025



**Dog Ramp**  
DOG-00006  
Actual Size: 12'7" L x 2'0" W x 36" H



**Curved FunTube**  
TUB-00016  
Actual Size: 4'1" L x 4'1" W x 36" H



**Dog House Tube**  
DOG-00002  
Actual Size: 3'9" L x 2'8" W x 4" H



**Weave Posts**  
DOG-00011  
Set of 5  
Actual Size: 2.25" W x 5' H (each)



**Waste Station**  
DOG-00020



**Dog Hurdle**  
DOG-00003  
Actual Size: 2'11" L x 2.25" W x 4'9" H



**Dog Park Pods**  
BAL-00005



**Ground Hoops**  
DOG-00010  
Set of 4  
Actual Size 1.25" W x 4'5" H (each)



**Dog Hoop**  
DOG-00004  
Actual Size: 3'2" L x 2.25" W x 5' H



**Doggy Bench**  
SAM-BWB11



**Doggy Trash Can**  
SAM-TRS11



**Leash Hitching Post**  
DOG-00005  
Actual Size: 1'4" L x 1'4" W x 7' H



**Pedestal Mounted Drinking Fountain with Round Pet Fountain**  
SAM-00010-B/G





## Dog Park Packages

### Basic

The Basic Dog Park Package provides a lot of value without taking up a lot of space.

Includes: Dog House Tube, Weave Posts, Dog Hoop, Dog Grooming Table, Dog Fire Hydrant

Lead time: 2-3 weeks



### Novice

The Novice Dog Park Package provides a great space for exercise and socialization for pets.

Includes: Dog House Tube, Dog Hurdle, Dog Hoop, Leash Hitching Post, Ground Hoops (set of 4), Weave Posts (set of 5), Dog Fire Hydrant

Lead time: 2-3 weeks

### Elite

The Elite Dog Park Package offers a great value that includes plenty of space for exercise and socialization for pets.

Includes: Dog House Tube, Dog Hurdle, Dog Hoop, Leash Hitching Post, Dog Ramp, Ground Hoops (set of 4), Weave Posts (set of 5), Dog Fire Hydrant

Lead time: 2-3 weeks





# Shade/Shelter



## Shade Structures


Sun protection is an important safety concern on the playground. Our shade material deflects more than 90% of harmful UV rays and has been recognized by the Cancer Association of America. Our shade cloth allows heat to escape while blocking out UV rays, creating a cooler more comfortable shaded environment than solid-sheet roofing material and at half the cost! Our shades are also designed for hassle-free removal of fabric top with the EZ-Glide elbows.



### Shade Fabric Colors



Green



Blue



Tan



Terra Cotta

*Actual colors may vary.*





## Shelters

We have been accepting design challenges from landscape architects and freelance designers in order to combine our classic construction with modern design. Our shelters, gazebos, pergolas, and mini shelters provide weather protection while allowing your space to become an architectural icon.



*Actual colors may vary.*



# Site Amenities

## Site Amenities

### Benches, Receptacles, and Other Items

Complete your park or playground setting with these traditional benches and tables. What we offer provides a traditional outdoor furniture look with unsurpassed quality.

*Browse our full line of  
Site Amenities at [www.childforms.com](http://www.childforms.com)*



**32 Gallon  
Perforated  
Receptacle**  
SAM-TRS01



**In-Ground Grill**  
SAM-SIE07




**6' Perforated  
Picnic Table**  
SAM-TBL04



**6' Perforated  
Bench with Back**  
SAM-BWB10



**46\" Perforated  
Round Table**  
SAM-TBL06



**6' Expanded Metal  
Bench with Back**  
SAM-BWB01





**6' Arch Top Strap Bench**

SAM-BWB02



**6' Flat Top Strap Bench**

SAM-BWB03



**Strap Planter**

SAM-SIE09



**32 Gallon Strap Receptacle**

SAM-TRS02



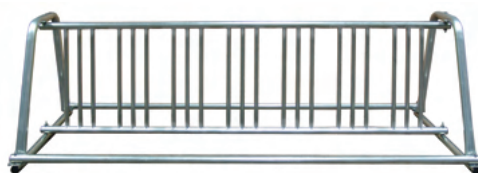
**5 Bike Rack**

SAM-SIE01-IG/SM  
2 3/8" Thermoplastic



**6' Recycled Plastic Bench with Back**

SAM-BWB07



**60" A-Frame Bike Rack**

SAM-SIE05



**6' Recycled Plastic Bench without Back**

SAM-BNB06



## Ordering Information

There are many ways to contact us for a quote or to place your order. Visit our Childforms.com website or contact us via telephone or fax your order. Our playground sales consultant staff is available to assist you from concept and design to turnkey installation of your future playground. Give us a call!

Our hours of operation are Monday - Friday, 8:00 AM - 6:00 PM EST

**Phone:**

Toll Free 1-800-447-3349 | Fax 704-664-1409

**Physical Address:**

110 Charleston Dr., Suite 106, Mooresville NC 28117

If you prefer e-mail, please use the following email addresses to ensure you receive your information in the timeliest manner.

**For Quotes:**

quotes@childforms.com

**For Orders:**

sales@childforms.com

**For Questions:**

customerservice@childforms.com

## Warranty

Childforms® takes pride in offering one of the best warranties in the playground industry. Please contact us for specific warranty information and details. Installation of any playground equipment over a hard surface such as concrete, asphalt or packed earth may result in serious injury or death from falls. Childforms® recommends consulting the CPSC guidelines for surfacing and use zones for public playground safety. Pricing and specifications of Childforms® products are subject to change without notice.

**Represented by:**